

State Public Charter School Authority
Freedom Class Academy Middle School
2023-2024 School Improvement Plan

Classification: 4 Star School

Distinction Designations:
Title I



Mission Statement

Freedom Classical Academy's mission is to bring forth future leaders through a fusion of classical education and STEM instruction in an environment that promotes liberty and virtue.

Vision

Knowledge. Freedom. Leadership.

Value Statement

Nevada Report Card

In compliance with federal and state law, Nevada's K-12 Accountability Portal provides detailed information about each school's student and staff demographics and school performance rating, a star-rating system based on the Nevada School Performance Framework (NSPF). You can find our School Rating Report at http://nevadareportcard.nv.gov/DI/nv/state_public_charter_school_authority/freedom_classical_academy_k-8/2023/nspf/md

Table of Contents

- Comprehensive Needs Assessment 4
 - Student Success 4
 - Adult Learning Culture 5
 - Connectedness 6
- Priority Problem Statements 7
- Comprehensive Needs Assessment Data Documentation 8
- Inquiry Areas 10
 - Inquiry Area 1: Student Success 10
 - Inquiry Area 2: Adult Learning Culture 11
 - Inquiry Area 3: Connectedness 12
- School Funding Summary 13

Comprehensive Needs Assessment

Student Success

Student Success Areas of Strength

- *Our proficiency is higher than local charter and district schools.*
- Our pooled proficiency increased from 38.4% to 41.7%
- Our EL students who met the AGP target increased from 27% to 50%
- Our Math MGP increased from 42% to 62%
- Our ELA MGP increased from 58% to 63%
- Students who met the math AGP target increased from 35.1% to 38.6%
- Our prior non-proficient who met the math AGP target increased from 16.5% to 19.7%
- Our math proficiency rates increased for our Asian, Black/African American, Hispanic, Special Education, and Economically Disadvantaged students.
- Our ELA proficiency rates increased for our Asian, Hispanic, and Special Education students
- Our science proficiency increased from 29.1% to 43.2%

Student Success Areas of Growth

- Our chronic absenteeism dropped from <5% to 12.2%
- Students who met the ELA AGP target decreased from 57.1% to 46.3%
- Our prior non-proficient who met the ELA AGP target decreased from 41.5% to 25.1%
- Our math proficiency rates decreased for our two or more races, White/Caucasian, and English learners
- Our ELA proficiency rates decreased for our Black/African American, Two or More Races, White/Caucasian, EL, and Economically Disadvantaged students

Problem Statements Identifying Student Success Needs

Problem Statement 1: 38.4% of our students are proficient in reading and math as measured by the SBAC assessment. **Critical Root Cause:** Our curriculum does not align well with the state standards.

Problem Statement 2 (Prioritized): 35% of our students met their Math AGP (adequate growth percentile) on the math SBAC 2022-2023 assessment. **Critical Root Cause:** We are not effectively using data to differentiate instruction so all students show growth.

Problem Statement 3 (Prioritized): 57% of our students met the ELA AGP (adequate growth percentile) on the ELA SBAC 2022-2023 assessment. **Critical Root Cause:** We are not effectively using Tier II strategies during differentiation time to help all students show growth.

Adult Learning Culture

Adult Learning Culture Areas of Strength

- 58% of our teachers are accomplished or exemplary teachers as rated by our evaluation system.
- 58% of our teachers have a full teaching license in the area they are teaching

Adult Learning Culture Areas of Growth

- 42% of our teachers are working on a substitute license
- 42% of our teachers are developing teachers

Problem Statements Identifying Adult Learning Culture Needs

Problem Statement 1 (Prioritized): During the 2022-2023 school year, 42% of our middle school teachers rated as developing as rated by our evaluation system. **Critical Root Cause:** Lack of training/education and support.

Problem Statement 2: 33% of middle school teachers are new to their position this year. **Critical Root Cause:** Change in placement to balance out classes.

Problem Statement 3: 42% of our middle school teachers are full-time substitutes. **Critical Root Cause:** There is a teacher shortage in Nevada.

Problem Statement 4: 71% of our SPED teachers are new to their position this year. **Critical Root Cause:** Realigning SPED department.

Connectedness

Connectedness Areas of Strength

- 70% of students feel safe at Freedom Classical Academy
- 83% of students know their teachers care about them.
- 85% of students know they are missed when they are absent
- 77% of students know their strengths

Connectedness Areas of Growth

- Chronic absenteeism rates increased from <5% to 12.2%
- 61% of students find it difficult to finish hard tasks.
- 69% of students find it difficult to get through something when they are frustrated

Problem Statements Identifying Connectedness Needs

Problem Statement 1: 61% of middle school students find it difficult to finish tasks if they are hard. **Critical Root Cause:** Lack of grit and endurance

Problem Statement 2: 69% of middle school students find it difficult to get through something when they feel frustrated. **Critical Root Cause:** Lack of growth mindset

Problem Statement 3 (Prioritized): 12.2% of Freedom Classical Academy's middle school students were chronically absent in the 2022-23 school year which affects their ability to show growth and gain grade level proficiency. **Critical Root Cause:** Student illness and family vacations.

Priority Problem Statements

Problem Statement 1: 12.2% of Freedom Classical Academy's middle school students were chronically absent in the 2022-23 school year which affects their ability to show growth and gain grade level proficiency.

Critical Root Cause 1: Student illness and family vacations.

Problem Statement 1 Areas: Connectedness

Problem Statement 2: During the 2022-2023 school year, 42% of our middle school teachers rated as developing as rated by our evaluation system.

Critical Root Cause 2: Lack of training/education and support.

Problem Statement 2 Areas: Adult Learning Culture

Problem Statement 3: 57% of our students met the ELA AGP (adequate growth percentile) on the ELA SBAC 2022-2023 assessment.

Critical Root Cause 3: We are not effectively using Tier II strategies during differentiation time to help all students show growth.

Problem Statement 3 Areas: Student Success

Problem Statement 4: 35% of our students met their Math AGP (adequate growth percentile) on the math SBAC 2022-2023 assessment.

Critical Root Cause 4: We are not effectively using data to differentiate instruction so all students show growth.

Problem Statement 4 Areas: Student Success

Comprehensive Needs Assessment Data Documentation

The following data were used to verify the comprehensive needs assessment analysis:

Improvement Planning Data

- School goals
- Prior year improvement plans - Performance objectives (SMART goals)
- Prior year improvement plans - Actions and strategies
- Prior year improvement plans - Formative and summative reviews

Accountability Data

- Federal Report Card Data

Student Data: Assessments

- State and federally required assessment information
- English Language Proficiency Assessment System results
- Student failure and/or retention rates
- Local diagnostic reading assessment data
- Local benchmark or common assessments data

Student Data: Student Groups

- Race and ethnicity
- Economically disadvantaged
- Male/Female
- Special education
- At-risk
- EL

Student Data: Behavior and Other Indicators

- Attendance data
- Social Emotional Learning
- Student surveys and/or other feedback
- School safety data

Employee Data

- Staff surveys and/or other feedback
- Professional learning communities (PLC) data
- Teacher/Student Ratio
- Teacher retention
- Teacher evaluation

Parent/Family/Community Data

- Parent/family surveys and/or other feedback
- Parent/family engagement, opportunities, attendance, and participation

Support Systems and Other Data





- Master schedule
- Processes and procedures for teaching and learning, including program implementation
- Budgets/entitlements and expenditures data
- Study of best practices

Inquiry Areas

Inquiry Area 1: Student Success

School Goal 1: 80% of Freedom Classical Academy's students will show 18 points of growth in Math and Reading from the Fall 2023 to the Spring 2024 MAP test.

Evaluation Data Sources: NWEA MAP test

Improvement Strategy 1 Details	Formative Reviews		
<p>Improvement Strategy 1: Freedom Classical Academy will offer Moby Max as a resource to help close learning gaps for our students.</p> <p>Action Step's Expected Result/Impact: We expect that using MobyMax with fidelity will help close learning gaps and allow for all students to show growth on benchmark and state testing.</p> <p>Position Responsible: Literacy Coach, Instructional Coach</p> <p>Identify All That Apply: FRL, EL, IEP, Foster/Homeless, Racial/Ethnic Groups - Evidence Level: Strong</p> <p>Problem Statements/Critical Root Causes: Student Success 2, 3</p> <p>Resources and Funding Needed: MobyMax - Title II, Pt. A - \$3,995</p>	Formative		
	Feb	May	May
<div style="display: flex; justify-content: space-around; align-items: center;"> <div style="text-align: center;">  No Progress </div> <div style="text-align: center;">  Accomplished </div> <div style="text-align: center;">  Continue/Modify </div> <div style="text-align: center;">  Discontinue </div> </div>			





School Goal 1 Problem Statements:

Student Success
<p>Problem Statement 2: 35% of our students met their Math AGP (adequate growth percentile) on the math SBAC 2022-2023 assessment. Critical Root Cause: We are not effectively using data to differentiate instruction so all students show growth.</p> <p>Problem Statement 3: 57% of our students met the ELA AGP (adequate growth percentile) on the ELA SBAC 2022-2023 assessment. Critical Root Cause: We are not effectively using Tier II strategies during differentiation time to help all students show growth.</p>

Inquiry Area 2: Adult Learning Culture

School Goal 1: Freedom Classical Academy will increase the percentage of middle school teachers who rate accomplished or exemplary from 42% in 2022-23 to 52% in 2023-24 as measured by the FCA evaluation system.

Evaluation Data Sources: FCA Evaluation System

Improvement Strategy 1 Details	Formative Reviews		
<p>Improvement Strategy 1: Freedom Classical Academy will hire an instructional coach to work with developing teachers to meet instructional goals and improve classroom teaching.</p> <p>Action Step's Expected Result/Impact: Teachers will receive the support they need to help improve their teaching skills. By improving the teachers' teaching, the students will learn and grow more.</p> <p>Position Responsible: Assistant Director</p> <p>Identify All That Apply: FRL, EL, IEP, Foster/Homeless, Racial/Ethnic Groups - Evidence Level: Moderate</p> <p>Problem Statements/Critical Root Causes: Adult Learning Culture 1</p> <p>Resources and Funding Needed: Instructional Coach - Title I, Pt. A - \$74,753.56</p>	Formative		
	Feb	May	May
<div style="display: flex; justify-content: space-around; align-items: center;">  No Progress  Accomplished  Continue/Modify  Discontinue </div>			





School Goal 1 Problem Statements:

Adult Learning Culture
<p>Problem Statement 1: During the 2022-2023 school year, 42% of our middle school teachers rated as developing as rated by our evaluation system. Critical Root Cause: Lack of training/education and support.</p>

Inquiry Area 3: Connectedness

School Goal 1: Freedom Classical Academy will decrease its chronic absenteeism rate for all students from 12.2% in 2022-23 to 7.5% in the 2023-2024 school year as measured by attendance records.

Evaluation Data Sources: Infinite Campus
myeducationdata.org

Improvement Strategy 1 Details	Formative Reviews		
<p>Improvement Strategy 1: Freedom Classical Academy will increase student attendance by implementing positive activities and supporting good attendance and effective home-school connections.</p> <p>Action Step's Expected Result/Impact: Our chronic absenteeism will reduce and students will learn more because they are at school.</p> <p>Position Responsible: Dean</p> <p>Identify All That Apply: FRL, EL, IEP, Foster/Homeless, Racial/Ethnic Groups</p> <p>- Evidence Level: Strong</p> <p>Problem Statements/Critical Root Causes: Connectedness 3</p>	Formative		
	Feb	May	May
 No Progress  Accomplished  Continue/Modify  Discontinue			

School Goal 1 Problem Statements:

Connectedness
<p>Problem Statement 3: 12.2% of Freedom Classical Academy's middle school students were chronically absent in the 2022-23 school year which affects their ability to show growth and gain grade level proficiency. Critical Root Cause: Student illness and family vacations.</p>

School Funding Summary

IDEA-B					
Inquiry Area	School Goal	Improvement Strategy	Resources Needed	Account Code	Amount
					\$0.00
Sub-Total					\$0.00
Budgeted Fund Source Amount					\$133,865.79
+/- Difference					\$133,865.79
Title I, Pt. A					
Inquiry Area	School Goal	Improvement Strategy	Resources Needed	Account Code	Amount
2	1	1	Instructional Coach		\$74,753.56
Sub-Total					\$74,753.56
Budgeted Fund Source Amount					\$228,565.14
+/- Difference					\$153,811.58
Title II, Pt. A					
Inquiry Area	School Goal	Improvement Strategy	Resources Needed	Account Code	Amount
1	1	1	MobyMax		\$3,995.00
Sub-Total					\$3,995.00
Budgeted Fund Source Amount					\$92,133.87
+/- Difference					\$88,138.87
Title IV, Pt. A					
Inquiry Area	School Goal	Improvement Strategy	Resources Needed	Account Code	Amount
					\$0.00
Sub-Total					\$0.00
Budgeted Fund Source Amount					\$21,043.74
+/- Difference					\$21,043.74
Grand Total Budgeted					\$475,608.54
Grand Total Spent					\$78,748.56
+/- Difference					\$396,859.98